

# Stays on. Uniquely conforms.

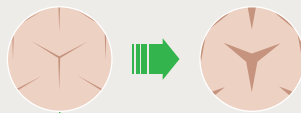
- Innovative 360° Flex Technology allows Mepilex® Border Flex Lite to move in every direction, reducing skin stress, increasing comfort and keeping it in place<sup>1,2</sup>
- Up to 77% better conformability than Mepilex Border Lite<sup>1,2</sup>
- Exudate Progress Monitor lets you objectively track and record exudate, potentially avoiding unnecessary dressing changes<sup>3</sup>



## 360° Flex Technology – stays on and uniquely conforms

- Improves comfort<sup>1,2</sup>
- Keeps the dressing in place<sup>20,22</sup>

## Y-cuts expand to allow movement



## Highly breathable backing film

- Exudate Progress Monitor lets you track and record exudate progress<sup>3</sup>
- Works as a barrier against bacteria<sup>4</sup>
- Water-resistant so your patients can shower<sup>5</sup>



## Spreading layer

- Distributes exudate evenly over a wide surface area to maximise exudate management<sup>16</sup>



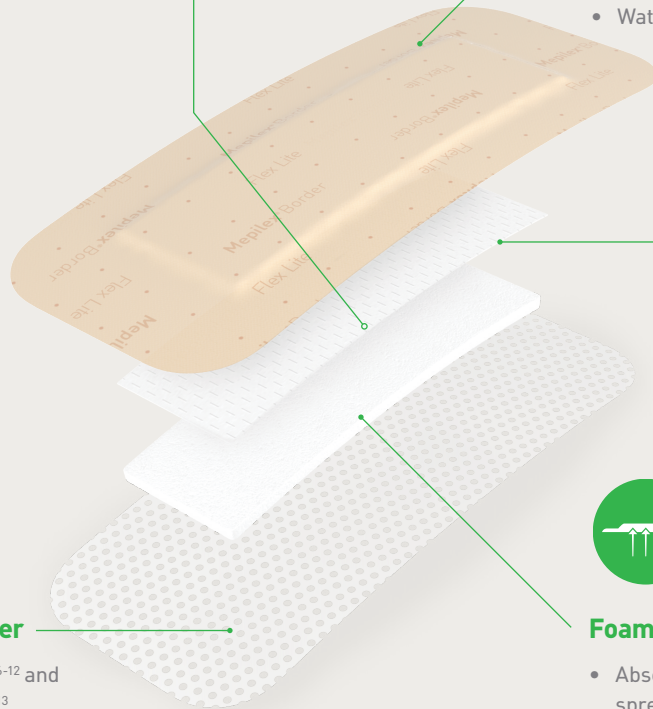
## Safetac® wound contact layer

- Less painful dressing changes<sup>6-12</sup> and reduced risk of maceration<sup>6,9,10,13</sup>
- It is easy to handle - you can remove the dressing with minimised risk of damaging the skin<sup>6-9</sup>
- Safetac soft silicone also protects new tissue, so wounds remain undisturbed to support healing<sup>14,15</sup>



## Foam layer

- Absorbs exudate and transports it to the spreading layer<sup>16</sup>
- The 4-layer construction works to absorb and channel exudate away from the wound bed<sup>16</sup>



Mepilex® Border Flex Lite

Our next generation of flexible dressings



## Designed to stay on and uniquely conform

Our proprietary 360° Flex Technology creates greater conformability, and a dressing that is more flexible than comparable bordered foam dressings<sup>2,17</sup>. The innovative 360° Flex Technology allows Mepilex® Border Flex Lite to move in every direction, reducing the skin stress, increasing comfort and keeping it in place<sup>1,2</sup>.

## Smart exudate management

The unique 4-layer dressing absorbs and channels exudate away from the wound bed and allows you to track exudate progress without disturbing the wound<sup>3,16</sup>. The unique construction of Mepilex Border Flex Lite provides an optimal balance of exudate absorption and moisture vapour loss, maximising exudate management for or non-to moderately exuding wounds<sup>16, 18-21</sup>.

## Safetac® technology. Less damage. Less pain.

In numerous randomised control trials, dressings with Safetac are clinically demonstrated to minimise damage to the wound and skin at removal<sup>6-11,13,22</sup>. By sealing the wound margins, they help prevent maceration<sup>6,11</sup>. With less damage to the wound and skin, pain at dressing change is minimised<sup>6-12</sup>. Therefore, several randomised control trails associate dressings with Safetac with faster healing<sup>7-9,12</sup> and lower total cost of treatment<sup>7,11,12</sup>.

## Areas of use

Mepilex Border Flex Lite is designed for the management of a wide range of non- to moderately exuding wounds, such as leg and foot ulcers, pressure injuries, surgical wounds and traumatic wounds, e.g. abrasions, blisters and skin tears. Mepilex Border Flex Lite can also be used as a protection of compromised and/or fragile skin.

## Easy application




The largest size of Mepilex Border Flex Lite is equipped with our new proprietary three-part release liner.

\*Available in 15x15 cm

**Note:** If you see clinical signs of infection, e.g. fever or if the wound or the surrounding skin becomes red, warm or swollen, consult a healthcare professional for appropriate treatment.

## Ordering information (sterile packed)

Product code	Size (cm)	Pad size (cm)	Pcs/Box
581011	4 x 5	2 x 3	10
581100	5 x 12.5	2.5 x 8.5	5
581200	7.5 x 7.5	4.5 x 4.5	5
581300	10 x 10	6.5 x 6.5	5
581500	15 x 15	11 x 11	5



References: 1. Mölnlycke Health Care. Data on file (2019). 2. Mölnlycke Health Care. Data on file (2019). 3. Mölnlycke Health Care. Data on file (2019). 4. Mölnlycke Health Care. Data on file (2018). 5. Mölnlycke Health Care. Data on file (2020). 6. Van Overschelde, P. et al. A randomised controlled trial comparing two wound dressings used after elective hip and knee arthroplasty. Poster presentation at 5th Congress of the WUWHS, Florence, Italy, 2016. 7. Silverstein P. et al. An open, parallel, randomized, comparative, multicenter study to evaluate the cost-effectiveness, performance, tolerance, and safety of a silver-containing soft silicone foam. Journal of Burn Care and Research, 2011. 8. Gee Kee E.L. et al. Randomized controlled trial of three burns dressings for partial thickness burns in children. Burns, 2014. 9. David F. et al. A randomised, controlled, non-inferiority trial comparing the performance of a soft silicone-coated wound contact layer (Mepitel One) with a lipidocolloid wound contact layer (UrگوTul) in the treatment of acute wounds. International Wound Journal, 2017. 10. Patton M.L. et al. An open, prospective, randomized pilot investigation evaluating pain with the use of a soft silicone wound contact layer vs bridal veil and staples on split thickness skin grafts as a primary dressing. Journal of burn care & research, 2013. 11. Bredow J. et al. Evaluation of Absorbent Versus Conventional Wound Dressing. A Randomized Controlled Study in Orthopedic Surgery. Deutsche Arzteblatt International, 2018. 12. Gotschall C.S. et al. Prospective, randomized study of the efficacy of Mepitel on children with partial-thickness scalds. Journal of Burn Care & Rehabilitation, 1998. 13. Meaume S. et al. A study to compare a new self-adherent soft silicone dressing with a self-adherent polymer dressing in stage II pressure ulcers. Ostomy Wound Management, 2003. 14. Meaume, S., Van De Looverbosch, D., Heyman, H., Romanelli, M., Ciangherotti, A., Charpin, S. A study to compare a new self-adherent soft silicone dressing with a self-adherent polymer dressing in stage II pressure ulcers. Ostomy Wound Management 2003;49(9):44-52. 15. Rippon, M., Davies, P., White, R., Taking the trauma out of wound care: the importance of undisturbed healing. Journal of Wound Care 2012; 21 (8): 359-368. 16. Mölnlycke Health Care. Data on file (2019). 17. Mölnlycke Health Care. Data on file (2019). 18. Mölnlycke Health Care. Data on file (2019). 19. Mölnlycke Health Care. Data on file (2019). 20. Mölnlycke Health Care. Data on file (2019). 21. Mölnlycke Health Care. Data on file (2019). 22. Herst P. et al. Prophylactic use of Mepitel Film prevents radiation-induced moist desquamation in an intra-patient randomised controlled clinical trial of 78 breast cancer patients. Radiotherapy and Oncology, 2014.

[www.molnlycke.com.au](http://www.molnlycke.com.au) | [www.molnlycke.co.nz](http://www.molnlycke.co.nz)

You will be required to input the following code **1FtYrV** or your **AHPRA registration number** to access our websites.

Mölnlycke, 12 Narabang Way, Level 4, Belrose, NSW, 2085. Phone 1800 005 231. New Zealand Orders & Enquiries 0800 005 231, [www.molnlycke.co.nz](http://www.molnlycke.co.nz). The Mölnlycke, Mepilex, Safetac trademarks, names and logos are registered globally to one or more of the Mölnlycke Health Care Group of Companies. ©2021 Mölnlycke Health Care. All rights reserved. AUWC\_IM002121\_V2.